

Loans Disbursed through the Paycheck Protection Program

Information based on [SBA Data](#).

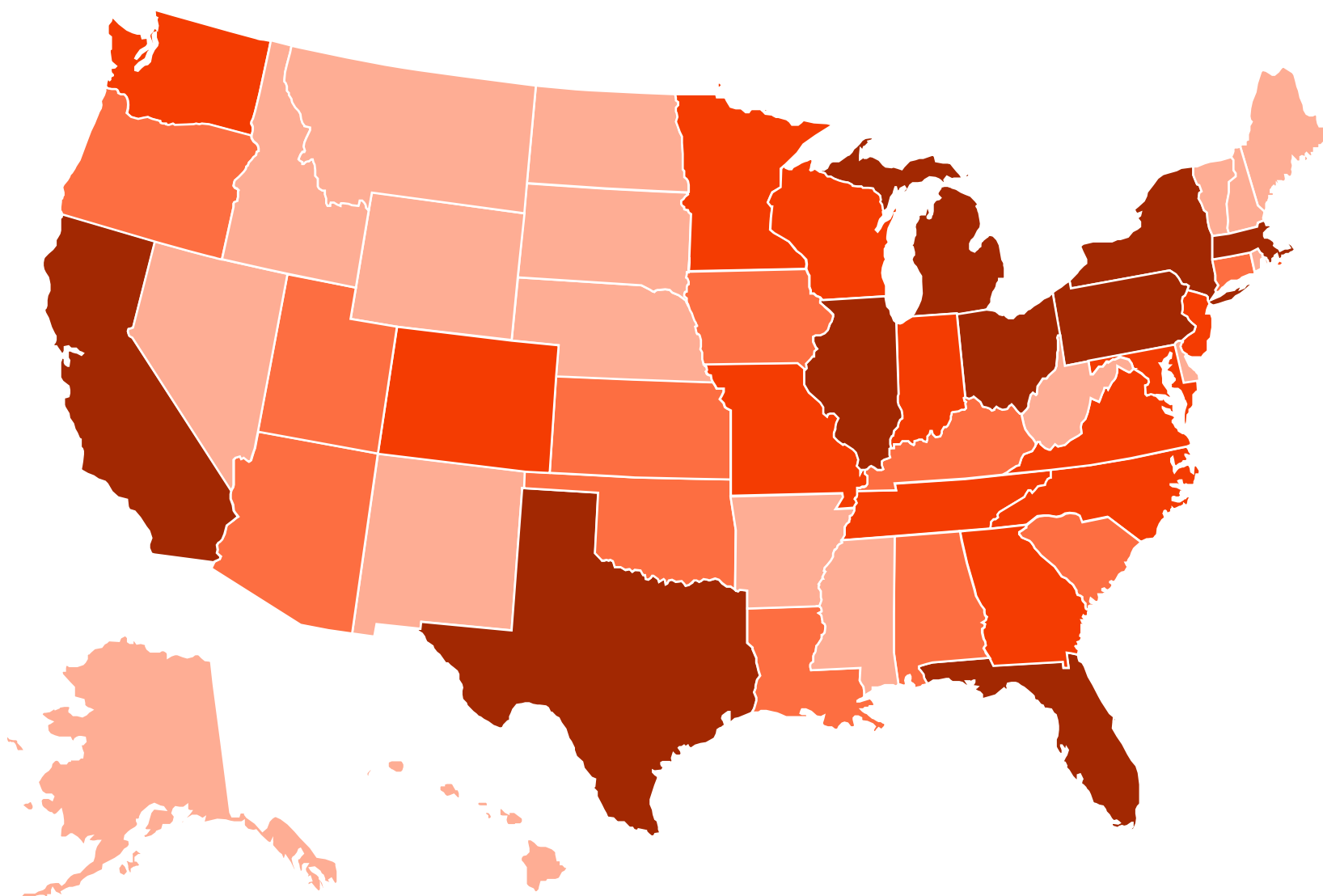
\$342+ billion
net loan dollars

1.66 million
total loans

\$206,000
average loan size

Top 5

- 1 California: \$33.4 billion (112,967 loans)
- 2 Texas: \$28.5 billion (134,737 loans)
- 3 New York: \$20.3 billion (81,075 loans)
- 4 Florida: \$17.9 billion (88,997 loans)
- 5 Illinois: \$16.0 billion (69,893 loans)




Total Approved PPP Loan Amounts by State

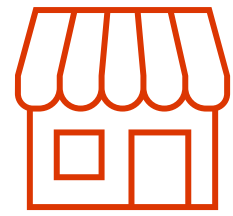
■ \$10 billion and over ■ \$6 billion - \$10 billion ■ \$3 billion - \$6 billion ■ \$3 billion or less



SBA 7(a)
Lender



Approved
PPP Loan



Small
Business

4,975

different lenders

26.57%

of loan dollars approved by
Top 15 Lenders

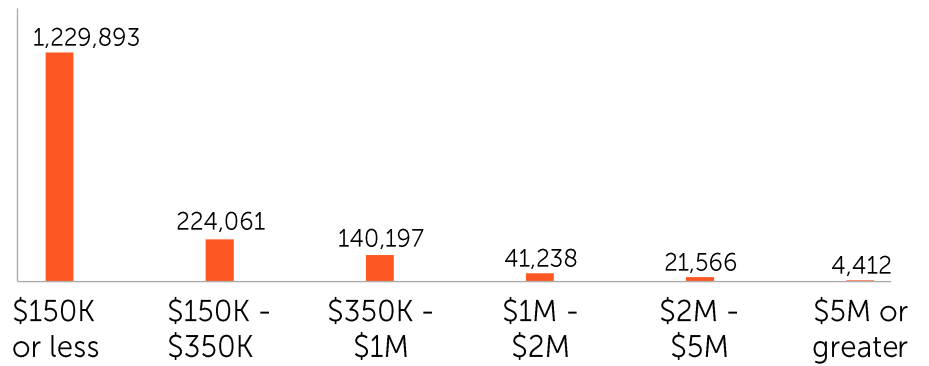
74.03%

of approved loans valued at
less than \$150,000

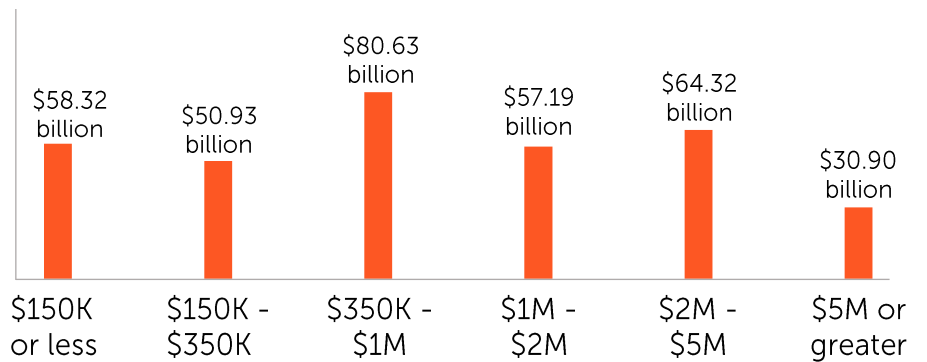
17.04%

of loan dollars used for loans
valued at less than \$150,000

Total Number of Approved Loans by Loan Size



Total Value of Approved Loans by Loan Size



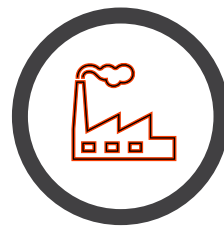
Top Industries with Loans Approved



Construction
\$44.91 billion



Technical Services
\$43.29 billion



Manufacturing
\$40.92 billion



Healthcare
\$39.89 billion



Accommodation
& Food Services
\$30.50 billion



Retail Trade
\$29.42 billion



Wholesale Trade
\$19.49 billion



Administration &
Remediation
\$15.26 billion